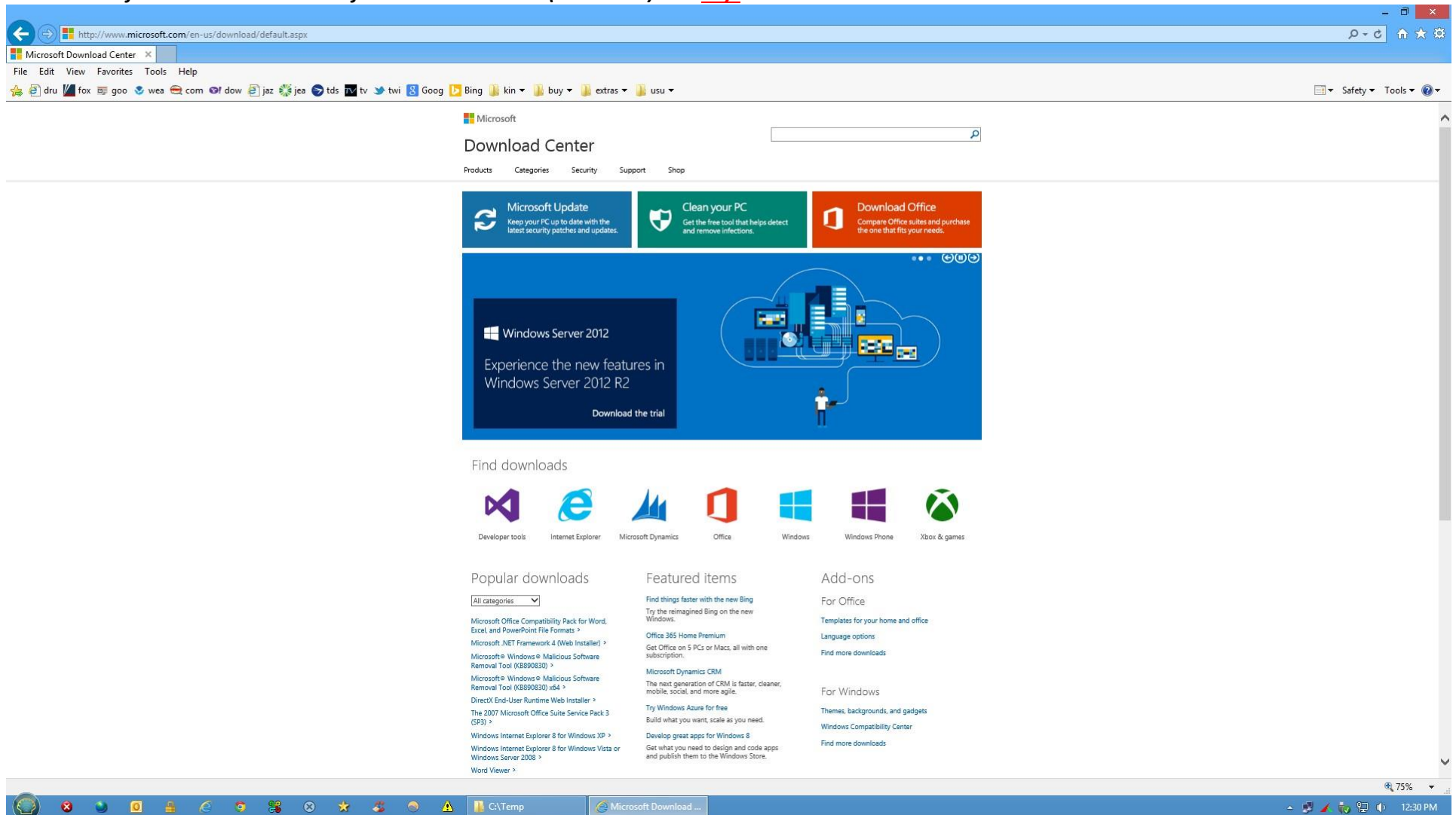


Navigate to <http://www.microsoft.com/en-us/download/default.aspx>

Click **Microsoft Windows Malicious Software Removal Tool (KB890830)** - or any other download



Click the **Download** button

The screenshot shows a web browser window with the address bar displaying <http://www.microsoft.com/en-us/download/malicious-software-removal-tool-details.aspx>. The browser's menu bar includes File, Edit, View, Favorites, Tools, and Help. The toolbar shows various search engines and social media links. The page content features the Microsoft logo and the title "Download Center". Below this, there's a search bar and navigation links for Products, Categories, Security, Support, and Shop. The main heading is "Malicious Software Removal Tool". A section for "For your system: Windows 8.1 64-bit" includes a "Select Language" dropdown set to "English" and a prominent red "Download" button. A descriptive paragraph states: "This tool checks your computer for infection by specific, prevalent malicious software (including Blaster, Sasser, and Mydoom) and helps to remove the infection if it is found. Microsoft will release an updated version of this tool on the second Tuesday of each month." To the right, a "Free PC updates" box lists security patches, software updates, service packs, and hardware drivers, with a "Run Microsoft Update" button. Below the main heading, there are expandable sections for Details, System Requirements, Install Instructions, and Related Resources. A "Popular downloads" section shows "Windows" as the selected product. On the right sidebar, "Microsoft suggests" features a Surface Pro advertisement with a "Shop now" link. The "Microsoft Store" section lists "Windows 8" and "Office Home and Student 2013", with a "See more" link. At the bottom, a "The new Surface" advertisement is visible. The Windows taskbar at the bottom shows several open applications, including a file explorer window titled "Download Malicious ...", and the system clock indicates 12:30 PM.

Microsoft
Download Center

Products Categories Security Support Shop

Malicious Software Removal Tool

Share

For your system: **Windows 8.1 64-bit** [Change systems](#)

Select Language: English [Download](#)

This tool checks your computer for infection by specific, prevalent malicious software (including Blaster, Sasser, and Mydoom) and helps to remove the infection if it is found. Microsoft will release an updated version of this tool on the second Tuesday of each month.

- Details
- System Requirements
- Install Instructions
- Related Resources

Popular downloads

Product: Windows

01

Malicious Software Removal Tool

This tool checks your computer for infection by specific, prevalent malicious software (including Blaster, Sasser, and Mydoom) and helps to remove the infection if it is found. Microsoft will release an updated version of this tool on the second Tuesday of each month.

Free PC updates

- Security patches
- Software updates
- Service packs
- Hardware drivers

[Run Microsoft Update](#)

Microsoft suggests

Do more tomorrow. For less. Surface Pro now starts at an ERP of \$799.

[Shop now](#)

Microsoft Store

- Windows 8
- Office Home and Student 2013

[See more](#)

The new Surface.

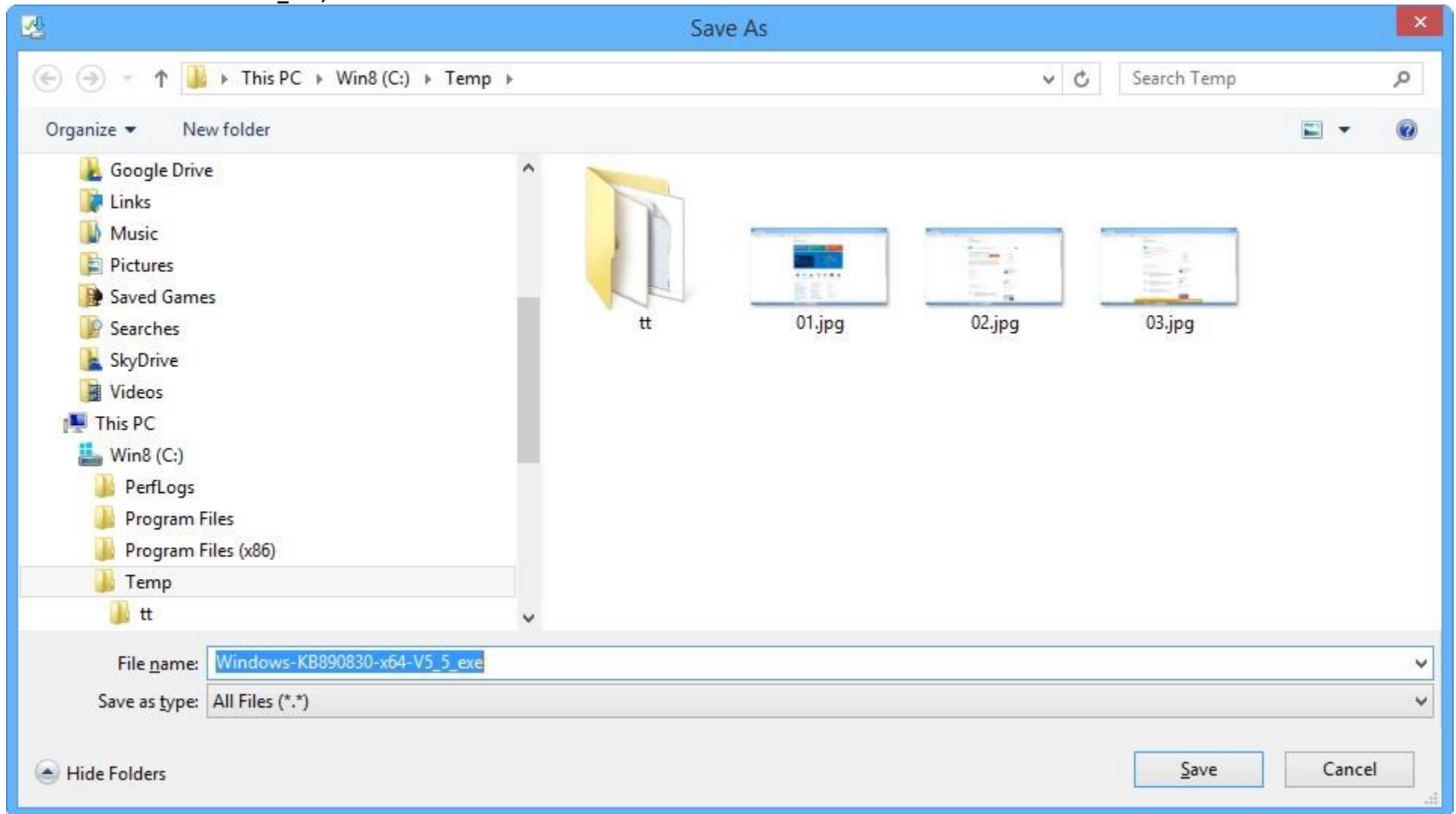
Thinner. Lighter. Faster.

[Pre-order now](#)

Note that instead of the .exe extension the file name ends in _exe
Click the down arrow next to Save and select Save As

The screenshot shows the Microsoft Download Center website in a web browser. The address bar displays the URL: <http://www.microsoft.com/en-us/download/confirmation.aspx?id=9905>. The page features the Microsoft logo and a search bar. Below the navigation menu, a "Thank you for downloading" message is displayed for the "Microsoft® Windows® Malicious Software Removal Tool (KB890830) x64". A link to "Install Instructions" is provided. To the right, a section titled "Free PC updates" lists security patches, software updates, service packs, and hardware drivers, with a "Run Microsoft Update" button. Below this, a "Popular downloads" section is shown with a dropdown menu set to "Windows". The list includes: 01 Malicious Software Removal Tool, 02 Malicious Software Removal Tool, 03 DirectX End-User Runtime Web Installer, and 04 Microsoft Security Essentials. On the right side, "Microsoft suggests" a Surface Pro and the "Microsoft Store" is promoted with links to Windows 8, Office Home and Student 2013, and Windows Phone Nokia Lumia 1020. At the bottom, a yellow download confirmation dialog is open, asking: "Do you want to open or save Windows-KB890830-x64-V5_5_exe (21.1 MB) from download.microsoft.com?". The dialog has "Open", "Save", and "Cancel" buttons. The Windows taskbar at the bottom shows various application icons and the system clock indicating 12:31 PM.

Note the file name extension `_exe`; this is new under IE 11.



Note the error message indicating that the file couldn't be downloaded.
Click **View downloads**

The screenshot shows the Microsoft Download Center website in a web browser. The address bar displays the URL: <http://www.microsoft.com/en-us/download/confirmation.aspx?id=9905>. The page header includes the Microsoft logo, a search bar, and navigation links: Products, Categories, Security, Support, and Shop. The main content area features a "Thank you for downloading" message for the "Microsoft® Windows® Malicious Software Removal Tool (KB890830) x64". It includes a note that the download does not start after 30 seconds and a link to "Click here". Below this is a button labeled "Install Instructions". To the right, there is a section for "Free PC updates" with a list of updates (Security patches, Software updates, Service packs, Hardware drivers) and a "Run Microsoft Update" button. Further down, the "Popular downloads" section is visible, with a dropdown menu set to "Windows". The list includes: 01 Malicious Software Removal Tool, 02 Malicious Software Removal Tool, 03 DirectX End-User Runtime Web Installer, and 04 Microsoft Security Essentials. On the right side, there are sections for "Microsoft suggests" (Surface Pro) and "Microsoft Store" (Windows 8, Office Home and Student 2013). At the bottom, a Windows taskbar is visible with various icons. A yellow error dialog box is open in the foreground, stating: "Windows-KB890830-x64-V5_5_exe couldn't be downloaded." with buttons for "Retry", "Cancel", and "View downloads".

Microsoft

Download Center

Products Categories Security Support Shop

Thank you for downloading

Microsoft® Windows® Malicious Software Removal Tool (KB890830) x64

If your download does not start after 30 seconds, [Click here](#)

[Install Instructions](#)

Free PC updates

- Security patches
- Software updates
- Service packs
- Hardware drivers

[Run Microsoft Update](#)

Popular downloads

Product: Windows

- 01 Malicious Software Removal Tool**
This tool checks your computer for infection by specific, prevalent malicious software (including Blaster, Sasser, and Mydoom) and helps to remove the infection if it is found. Microsoft will release an updated version of this tool on the second Tuesday of each month.
- 02 Malicious Software Removal Tool**
This tool checks your computer for infection by specific, prevalent malicious software (including Blaster, Sasser, and Mydoom) and helps to remove the infection if it is found. Microsoft will release an updated version of this tool on the second Tuesday of each month.
- 03 DirectX End-User Runtime Web Installer**
The Microsoft DirectX® End-User Runtime provides updates to 9.0c and previous versions of DirectX — the core Windows® technology that drives high-speed multimedia and games on the PC.
- 04 Microsoft Security Essentials**
Microsoft Security Essentials provides real-time protection for your home or

Microsoft suggests

Do more tomorrow. For less.
Surface Pro now starts at an ERP of \$799.
[Shop now](#)

Microsoft Store

Windows 8
[See more](#)

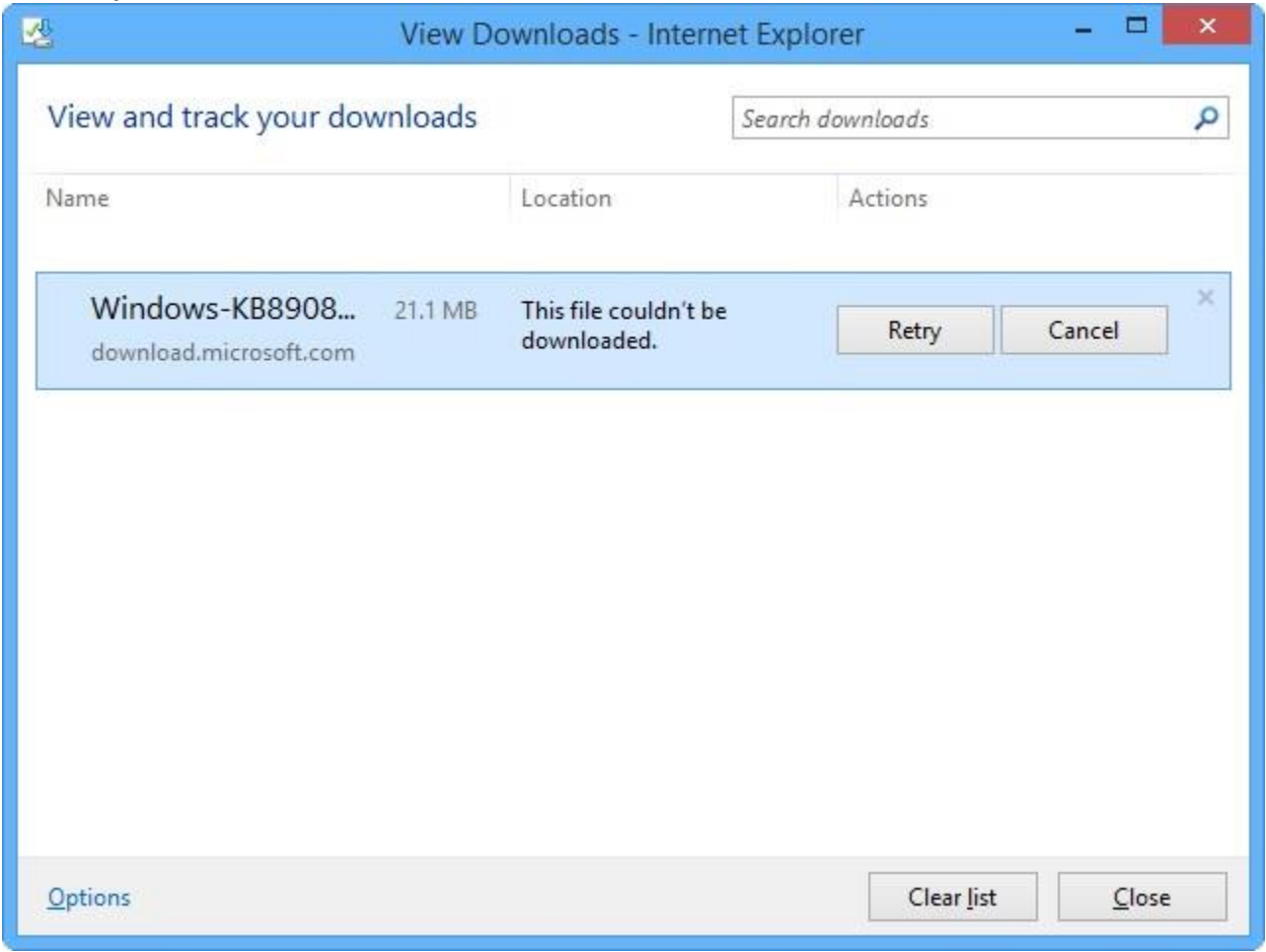
Office Home and Student 2013
[See more](#)

Windows Phone
Nokia Lumia 1020
[Get yours](#)

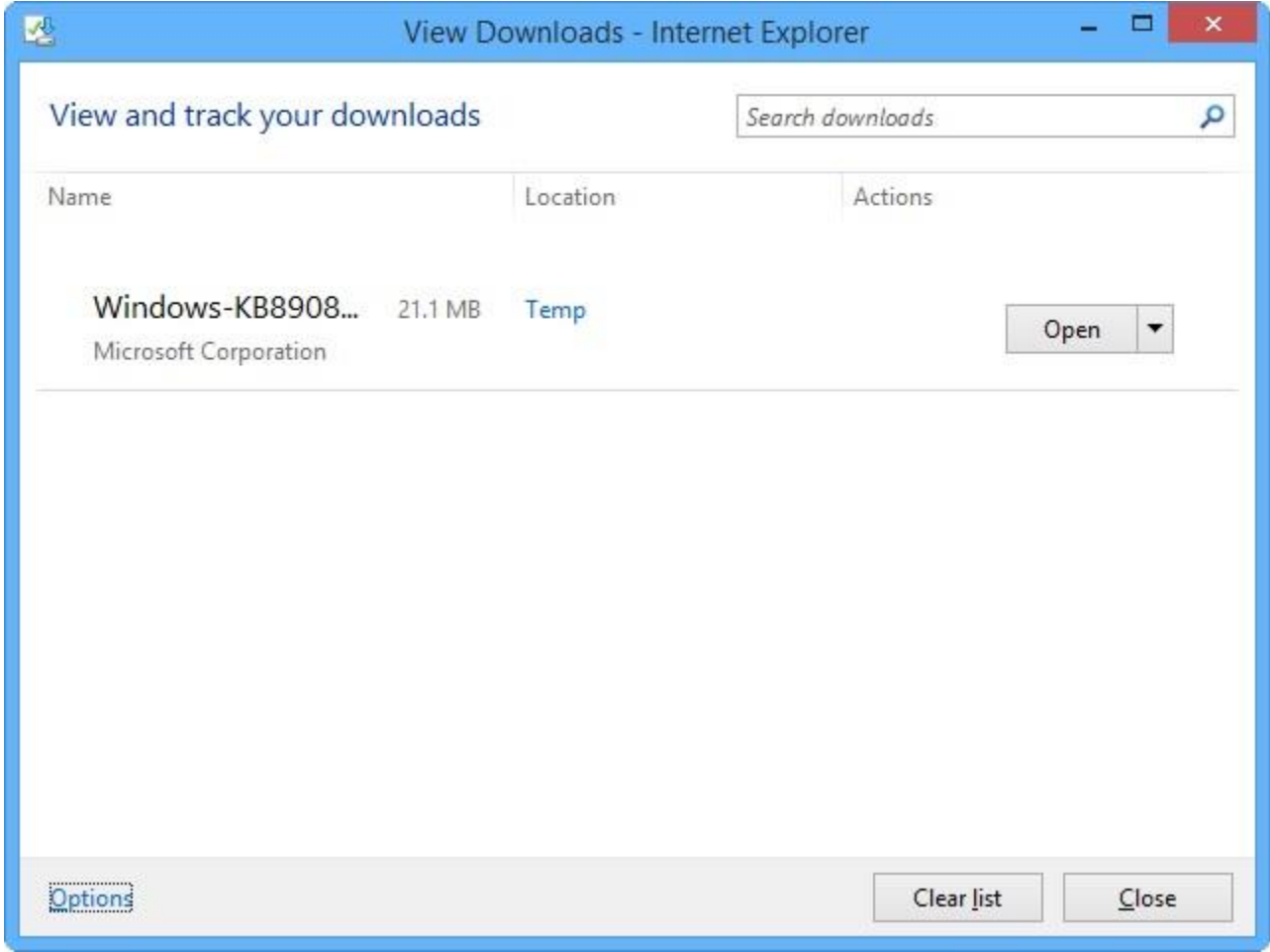
Windows-KB890830-x64-V5_5_exe couldn't be downloaded.

[Retry](#) [Cancel](#) [View downloads](#)











Note the error message.
Click *Retry*



The file downloads successfully



Note the file name ends in _exe; it must be renamed to .exe in order to be usable

<input type="checkbox"/> Name	Date modified	Type	Size
 tt	10/19/2013 12:24 ...	File folder	
 01.jpg	10/19/2013 12:30 ...	JPEG image	218 KB
 02.jpg	10/19/2013 12:30 ...	JPEG image	190 KB
 03.jpg	10/19/2013 12:31 ...	JPEG image	206 KB
 04.jpg	10/19/2013 12:32 ...	JPEG image	74 KB
 05.jpg	10/19/2013 12:32 ...	JPEG image	203 KB
 06.jpg	10/19/2013 12:33 ...	JPEG image	38 KB
 07.jpg	10/19/2013 12:33 ...	JPEG image	33 KB
 08.jpg	10/19/2013 12:34 ...	JPEG image	38 KB
 Windows-KB890830-x64-V5_5_exe	10/19/2013 12:33 ...	File	21,685 KB